

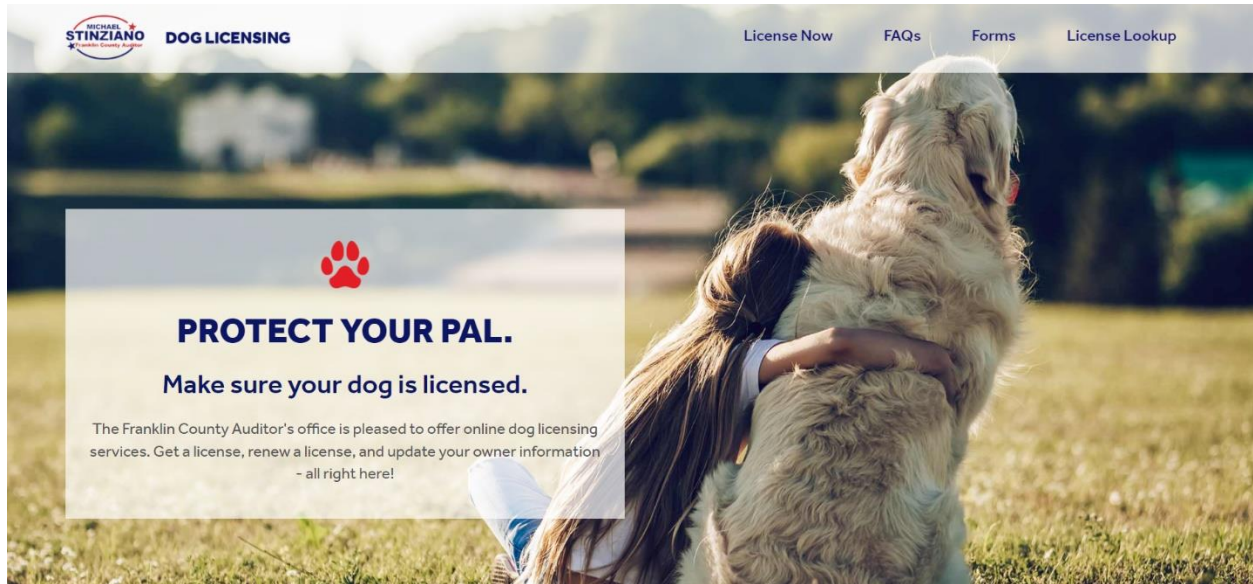
# THANK YOU FOR LICENSING YOUR DOG

**MICHAEL STINZIANO**  
Franklin County Auditor

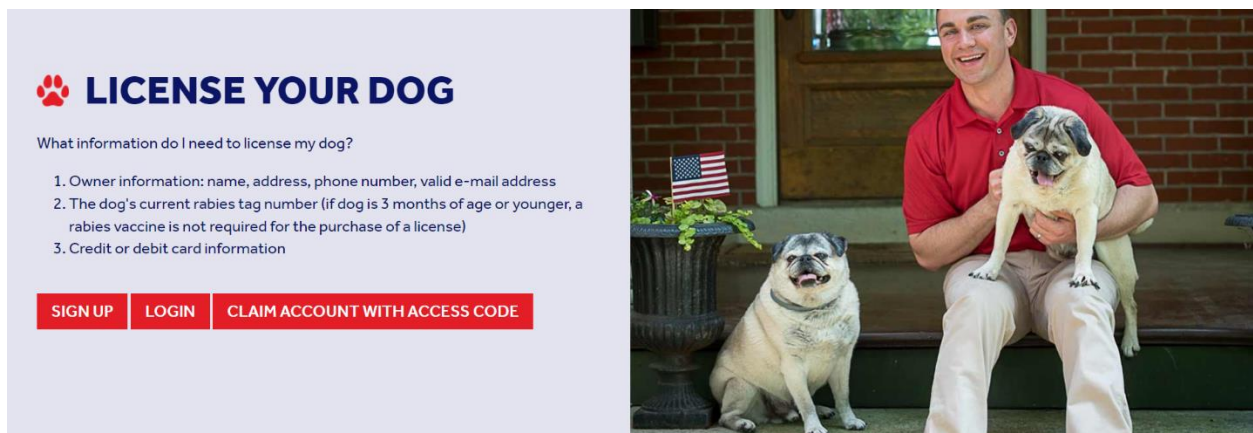



## License Your Dog Online as a First-Time Dog Owner

1) Visit [doglicense.franklincountyohio.gov](http://doglicense.franklincountyohio.gov)



2) Scroll down to the “LICENSE YOUR DOG” section of the website’s homepage and click “SIGN UP”





# THANK YOU FOR LICENSING YOUR DOG



- 3) Enter your first name, last name, email address, and desired password into the applicable fields of the online form and click “Register”

The screenshot shows the Franklin County Registration form. At the top, it features the Michael Stinziano logo and the text "Franklin County Registration". The form includes the following fields: First Name, Last Name, Email, Create Password (with a Password Requirements note: "Must be at least 6 characters"), and Confirm Password. A red "Register" button is located below the password fields, and a "Login" link is at the bottom left.

- 4) Upon receiving the confirmation message below (bottom left), check your email inbox, open the email with the “Confirmation instructions” subject line, and click the “Please click here to confirm your email address” hyperlink (bottom right)

The screenshot shows the Franklin County Login page. At the top, it features the Michael Stinziano logo and the text "Franklin County Login". A red success message reads: "Successfully signed up. Please check your email, confirm your account, then sign in." Below this, there are fields for Email and Password, a "Show Password" checkbox, and "Login" and "Staff Login" buttons. At the bottom, there are links for "Sign up" and "Forgot Password?".

Confirmation instructions Inbox x

**dogs@license.franklincountyohio.gov**  
to me

5:03 PM (13 minutes ago) ☆ ↶ ⋮


Dear Fellow Dog Owner,

You are receiving this notification because a request was recently submitted to change the email address associated with your dog license account. Please confirm this change in email address by clicking the link at the end of this message.

If you did not make this change or have any questions about this notification, please contact the Franklin County Auditor's License Section at (614) 525-3260 or [dogs@license.franklincountyohio.gov](mailto:dogs@license.franklincountyohio.gov).

Sincerely,  
Michael Stinziano  
Franklin County Auditor

[Please click here to confirm your email address](#)



# THANK YOU FOR LICENSING YOUR DOG



- 5) Upon clicking the confirmation link, enter your email address and password into the applicable fields of the online form and click “Login”

**MICHAEL STINZIANO**  
Franklin County Auditor

## Franklin County

Login

Your email address has been successfully confirmed.

Email

Password

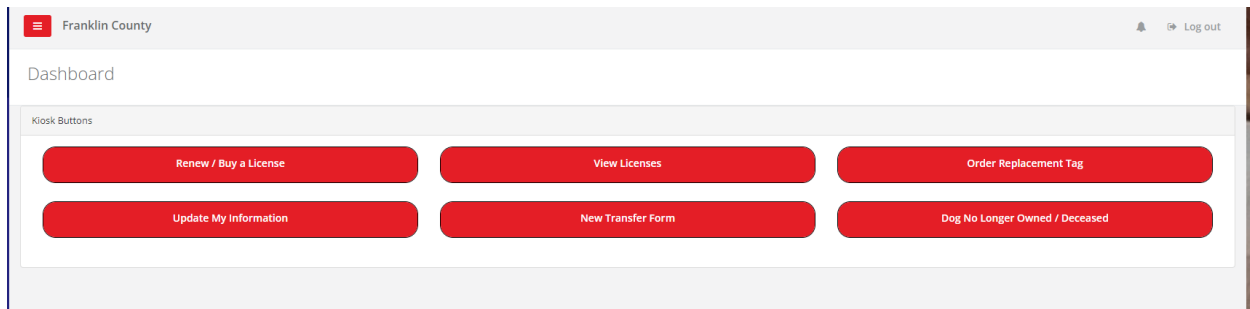
Show Password


[Login](#) [Staff Login](#)

[Sign up](#)

[Forgot Password?](#)

- 6) This should bring you to our Dashboard, click “Renew/Buy a License”





# THANK YOU FOR LICENSING YOUR DOG



- 7) Complete the “Owner Information” and “Order Information” sections of the online form and click “Add New Dog”

Franklin County

Create a New Order

Fill out the Order details in the form below

**Owner Information**

Owner Name \*

Please review your information below. Please change any incorrect personal information and fill out the dog, license, or transfer information further below before creating your order.

Email Name: Email, Middle Initial, Last Name (from account) \*, Suffix

Address, City, State, Zip Code

Zip + 4, Phone Number, Alternate Phone Number, Email Address

I would like to receive a renewal reminder by email

**Order Information**

Please consider donating to the Franklin County Dog Shelter & Adoption Center

Donation Amount

I declare under penalty of perjury that I have examined this application, and to the best of my knowledge and belief, this application is true, correct and complete. \*

State \*, Type Name \*

All online orders have a \$1 non-refundable processing fee.

**Instructions**

If you are registering a dog for the first time, please click on "Add New License" below, and then click "Add New Dog." If you are renewing a dog that has previously been registered, please choose the license type from the list shown in the dropdown below. If you would like to report a dog as deceased, please go back to the dashboard and choose "Dog No Longer Owned" / Deceased. \*Please note that if you select "I need to Transfer Ownership of this Dog," you will also have to fill out a transfer form by going back to the dashboard and selecting "New Transfer Form."

[Add New License](#)

Cancel [Continue to Payment](#)

- 8) Click “Create New Dog” within the “Dog Information” section to add a dog to your online account.

**Dog Information**

Dog Name \*

Please Select a Dog


Action

Please Select a License Action

Instructions

Please click arrow in Action drop down and select option 1 to Renew/Purchase a license.

[Create New Dog](#)



# THANK YOU FOR LICENSING YOUR DOG



9) Enter your dog's information into the applicable fields of the online form and click "Continue"

New Dog

**Dog Information**

<b>Dog Name *</b> <input type="text"/>	<b>Age in Years *</b> <input type="text"/>	<b>and Months *</b> <input type="text"/>	<b>Gender *</b> <input type="text"/>
<b>Breed *</b> Please Select a Breed	<b>Colors</b> <input type="text"/>	<b>Hair *</b> Short	
<b>Microchip ID#</b> <input type="text"/>	<b>Spayed or Neutered?</b> TBD	<b>Current Rabies Tag</b> TBD	

Select All (Uncheck to clear all)

Cancel


Create Dog

10) Click "Renew/Purchase License" in the "Action" dropdown menu within the "Dog Information" section

**Dog Information**

<b>Dog Name *</b> Zoe <input type="text"/>	<b>Action</b> Please Select a License Action <input type="text"/>	<b>Instructions</b> Please click arrow in Action drop down and select option 1 to Renew/Purchase a license.
--	---	--

- 1. Renew/Purchase License
- 2. This Dog is No Longer Owned
- 3. This Dog is Deceased
- 4. I Need to Transfer Ownership of this Dog
- 5. I Need to Order a Replacement



# THANK YOU FOR LICENSING YOUR DOG

**MICHAEL STINZIANO**  
Franklin County Auditor



- 11) Complete the applicable fields of the online form within the “Dog Information” section and click “Continue to Payment,” after which you may be prompted to validate your address and rabies number if out of county/state.


### Dog Information

<b>Dog Name *</b> Zoe <input type="button" value="Add New Dog"/>	<b>Action</b> 1. Renew/Purchase License	<b>Instructions</b> Please select the License Type you wish to purchase, review your dog's information, and answer the associated questions. If you wish to renew this dog's license at a future time, please select that option from the Action dropdown.	<b>License Type * ⓘ</b> Please Select a License Type
<b>Breed</b> Maltese Mixed	<b>Gender</b> F	<b>Age (Years)</b> 13	<b>Age (and Months)</b> 9
<b>Hair Color</b> White <input type="checkbox"/> Select All (Uncheck to clear all)	<b>Length of Hair</b> Short	<b>Microchip ID#</b>	<b>Current Rabies Tag Number</b>
<b>Did you acquire your dog within the last 30 days? *</b> <input type="radio"/> Yes <input type="radio"/> No	<b>Was the dog brought to Ohio within the last 30 days? *</b> <input type="radio"/> Yes <input type="radio"/> No	<b>9 Months &amp; Under *</b> <input type="radio"/> Yes <input type="radio"/> No	<b>Spayed or Neutered? *</b> <input type="radio"/> Yes <input type="radio"/> No
<b>Do any alteration exemptions apply? *</b> <input type="radio"/> Yes <input type="radio"/> No			

- 12) Click “Pay Order” to purchase your dog license

### Order Information

#### Payment Due



# THANK YOU FOR LICENSING YOUR DOG

MICHAEL STINZIANO  
Franklin County Auditor




13) Enter your credit card information into the applicable fields of the online form and click “Pay”

### Checkout

---

<b>First Name</b> <input type="text"/>	<b>Last Name</b> <input type="text"/>	
<b>Credit Card Number</b> <input type="text"/>		
<b>Expiration Month</b> <input type="text" value="January"/>	<b>Expiration Year</b> <input type="text" value="2026"/>	<b>CVV2</b> <input type="text"/>

---



# THANK YOU FOR LICENSING YOUR DOG



14.) Review your order confirmation email.

Franklin County

Log out

Payment was successful.

Order Information

Back to Orders

Edit

From: <[dogs@license.franklincountyohio.gov](mailto:dogs@license.franklincountyohio.gov)>  
Date: Fri, Jun 10, 2022 at 9:56 AM  
Subject: Order confirmation from Franklin County Dog Licensing  
To: <[Dogowner@gmail.com](mailto:Dogowner@gmail.com)>

Dear Dog Owner

This email confirms your Franklin County Dog Licensing order:

Order #: 20220610DOGS1654869315  
Date of order: 06/10/2022  
Donation Amount: \$  
Base Fees: \$18.00  
Penalties: \$0.00  
Dangerous Dog Fees: \$0.00  
Processing Fee: \$1.00  
**Grand Total: \$19.00**